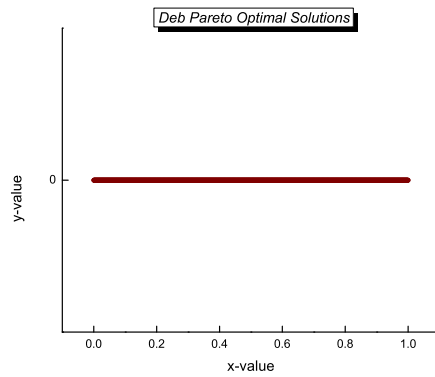


## C

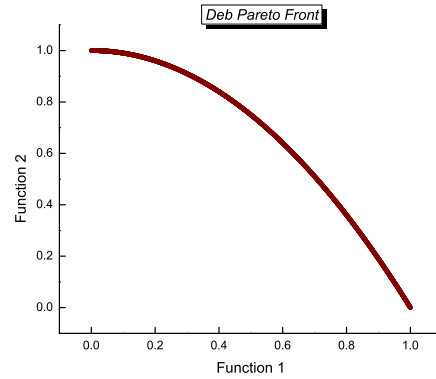
---

### $P_{true}$ & $PF_{true}$ for MOP Numeric Unconstrained Test Functions (Part II)

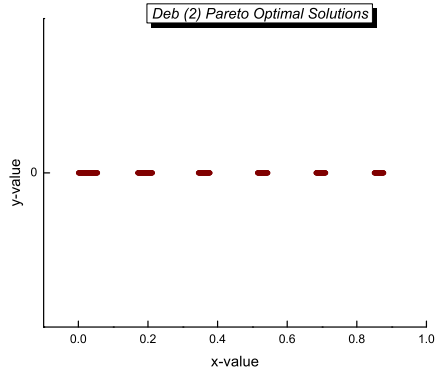
The following figures present both  $P_{true}$  and  $PF_{true}$  for the test functions presented in Table A.2. Note that these figures were deterministically derived; *Pareto representations may change when computational resolution is increased/decreased.*



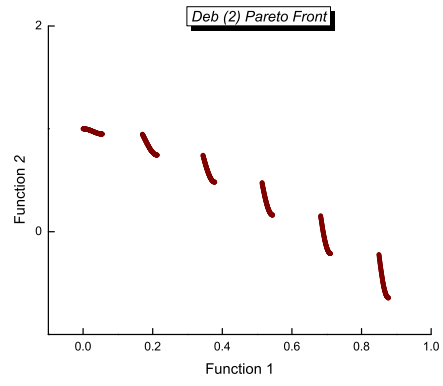
**Fig. C.1.** Deb Pareto Optimal Set



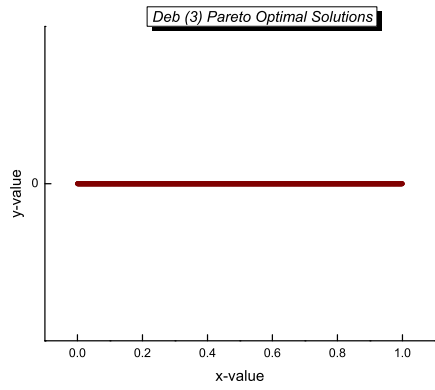
**Fig. C.2.** Deb Pareto Front



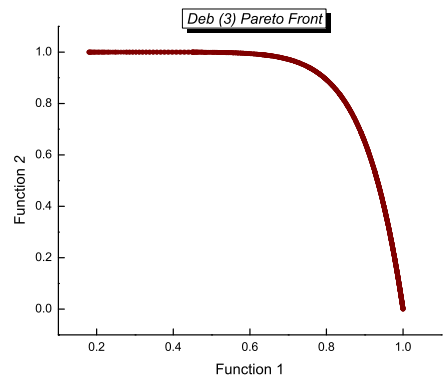
**Fig. C.3.** Deb (2) Pareto Optimal Set



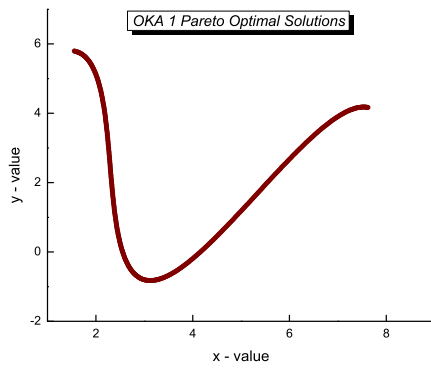
**Fig. C.4.** Deb (2) Pareto Front



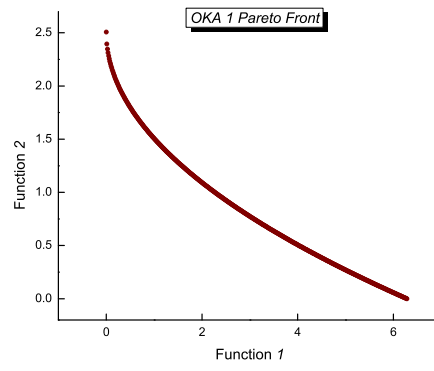
**Fig. C.5.** Deb (3) Pareto Optimal Set



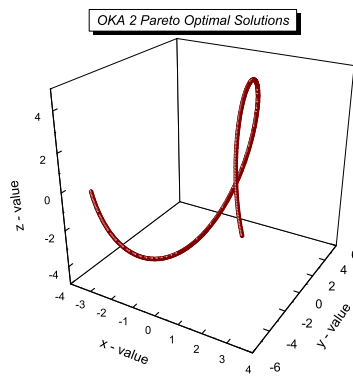
**Fig. C.6.** Deb (3) Pareto Front



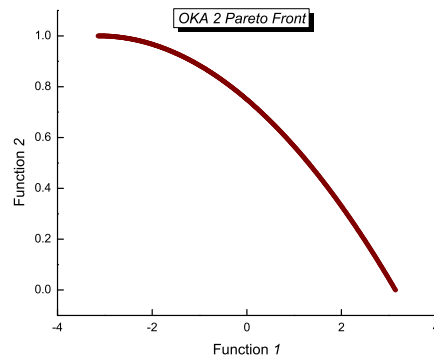
**Fig. C.7.** OKA 1 Pareto Optimal Set



**Fig. C.8.** OKA 1 Pareto Front



**Fig. C.9.** OKA 2 Pareto Optimal Set



**Fig. C.10.** OKA 2 Pareto Front